

# CC SERIES CIRCULAR ATTENUATORS



## DESCRIPTION

The Q-Tech high performance CC Series circular attenuators are a popular solution for reducing the noise of smaller HVAC systems utilising round duct.

Units are lightweight, spun end caps are designed for easy connection to a fan or ductwork. Connecting ductwork can be rigid or flexible, matching spigot sizes.

CC attenuators are ideal in situations where more acoustic performance is required than what can be obtained with a suitable length of acoustic flexible duct and cost precludes the use of lined metal duct.

Where breakout noise is a critical design parameter refer to the Rectangular and Circular Series Attenuators.

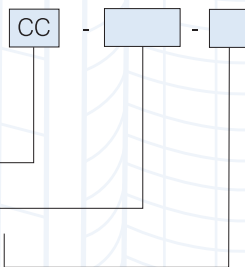
## TESTING

All units have been tested in accordance with BS4718:1971 for insertion loss. Air flow pressure loss data obtained from tests conducted on a BS848:Part 1, 1980 test rig.

## SUGGESTED SPECIFICATIONS

Circular attenuators shall be of the CC-Series as designed and manufactured by Fantech Pty. Ltd. and shall have the dimensions, acoustic attenuator insertion losses and pressure losses as scheduled.

## HOW TO ORDER



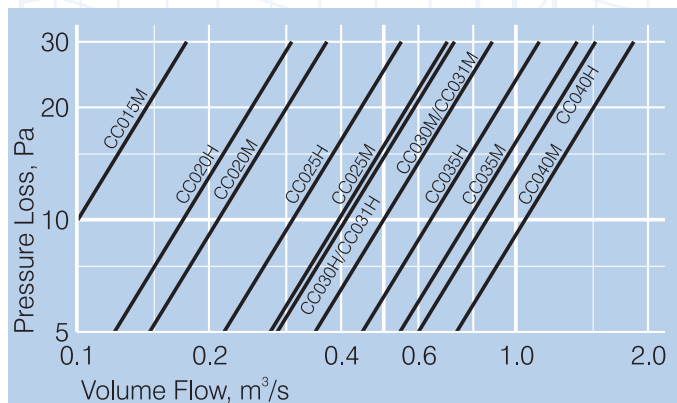
CC Series Attenuator

Nominal Inlet/Spigot Diameter in cm

M - Medium Performance / Short length

H - High performance / Long length

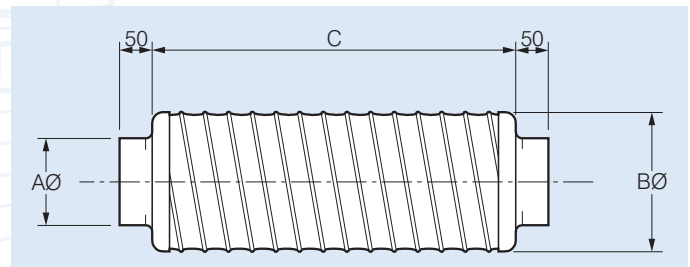
## PRESSURE DROP GRAPH



## PERFORMANCE DATA

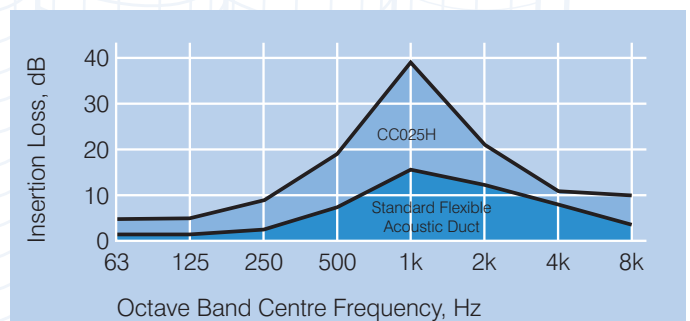
Model No. CC...	Static Insertion Loss, dB								Approx. dB(A) reduction
	Octave Band Centre Frequency (Hz)								
	63	125	250	500	1k	2k	4k	8k	
015M	7	9	10	18	23	38	22	19	16-19
020M	3	5	9	17	37	22	15	13	14-18
020H	7	7	11	21	44	33	17	15	16-22
025M	1	3	5	12	27	15	10	9	9-14
025H	5	5	9	19	39	21	11	10	13-19
030M	4	4	8	18	32	16	9	7	11-22
030H	5	7	10	26	44	23	11	10	13-24
031M	4	4	8	18	32	16	9	7	11-22
031H	5	7	10	26	44	23	11	10	13-24
035M	3	3	7	17	27	12	8	6	12-15
035H	4	6	10	24	38	17	9	9	15-18
040M	2	3	6	16	21	10	6	5	11-14
040H	4	6	9	23	31	16	8	7	14-17

## DIMENSIONS



Model No. CC...	AØ	BØ	C	Approx. wt. kg
015M	150	265	500	1.6
020M	200	320	500	1.8
020H	200	320	1000	3.6
025M	250	365	500	1.9
025H	250	365	1000	3.8
030M	300	415	1000	4.0
030H	300	415	1500	6.0
031M	315	415	1000	4.1
031H	315	415	1500	6.1
035M	350	465	1000	4.3
035H	350	465	1500	6.4
040M	400	515	1000	4.7
040H	400	515	1500	7.0

## COMPARISON TEST



\* The above illustrates the superior performance of the 'CC' range when compared to standard flexible acoustic duct of equal length. Both products were tested on the same test rig.