


B



## DESCRIPTION

The AP Series of axial flow fans is available in an extensive range of variants and air flow performance. They can be manufactured to handle most conditions from ambient air to hot, corrosive or explosive gases and can be ordered in 13 sizes extending from 315 to 2000mm diameter.

## Typical Applications

Commercial and industrial supply or exhaust air applications such as shopping centres, office buildings and car parks, through to industrial processes and equipment ventilation.

## Smoke-spill Applications

The APS Series has been tested to meet the air performance and high temperature test requirements of Standards AS/NZS1668.1:1998 and AS4429:1999; both tests are mandatory.

For advice on smoke-spill wiring requirements refer to the above Standards.

See page C-8 for details of the smoke-spill range available.

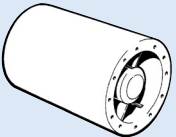
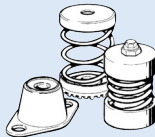

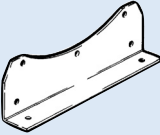



## Hazardous Fume Applications

AP Series fans can be made to accommodate requirements for corrosive fume and explosion risk applications. Special coatings and alternative materials, such as stainless steel, are available as well as increased safety motors and anti-static impellers. Our sales engineers are able to assist with requirements, which must be specified at time of quotation.

## Features

- Standard casings are made of durable hot-dipped galvanised steel or pre-galvanised steel.
- Casings with special coatings such as epoxy paint can be supplied.
- Casings of stainless steel or other materials can be supplied.
- Ability to select a fan with a specific impeller pitch angle ensures selections can be made accurately to the specification.
- All impellers are adjustable pitch aerofoil section.
- Impeller materials range from GRP (standard), aluminium, nylon and anti-static.
- Casing designs for direct-drive, belt-drive, smoke-spill and bifurcated applications are available.
- Can be supplied with motors to meet Ex e, Ex d, Ex nA and Ex tD Standards.
- Available in the following variants:
  - AP Series - direct-drive
  - APV Series - direct-drive vertical mounted
  - APS Series - direct-drive smoke-spill
  - APB Series - belt-drive
  - BFA Series - bifurcated, direct-drive

## ANCILLARY EQUIPMENT

 C..P - Circular silencers Ref. H-8/11	 Vibration isolators Ref. I-1	 MF - Matching flange Ref. J-4
 F - Mounting foot Ref. J-6	 IC - Inlet cone Ref. J-7	 FG - Finger guards Ref. J-9
 Inverter Ref. M-8/13		

### Construction

Casings are hot-dip galvanised mild steel, or pre-galvanised steel.

Impellers can be GRP (standard) or aluminium. Anti-static blades for hazardous applications up to 1400mm diameter are also available.

### Motors

Type - squirrel cage, induction motors to suit virtually any application.

Electricity supply - Three-phase to suit a wide range of voltages and frequencies.

Bearings - ball

See pages O-3/7 for details on motors

Motors to meet Ex e, Ex d, Ex nA and Ex tD Standards can be fitted.

### Internal thermal Protection

Can be provided as an optional extra.

### Testing

Air flow - 315 - 1000mm diameter - BS848:Part 1, 1980

1250 - 2000mm diameter - ISO5801:1997

Noise tests - BS848:Part 2, 1985

### Wiring Diagram

See pages N-6/7, diagrams DD 1, 2, 3, 6, 7, 9.

### Weights

See pages C-28/29 for details of weights

## DIMENSIONS

See pages C-26/27 for details

## HOW TO ORDER

The quick selection curves on the next 2 pages are designed to assist users to determine the fan diameter, speed, approximate noise level and dimensions of the fan to meet the specified duty.

Refer to section C for more selection information details.

**Detail including the number of blades, power absorbed and noise levels is available from the Fans by Fantech Product Selection Program.**

# AXIAL FLOW FANS QUICK SELECTION GRAPHS

Pages C-2/8 provide detailed information on these products. An example of how to use the curves is shown on page C-10/11.

The dimensions for all fans are on pages C-26/27. Weights can be determined from details on pages C-28/29.

## Model Numbers

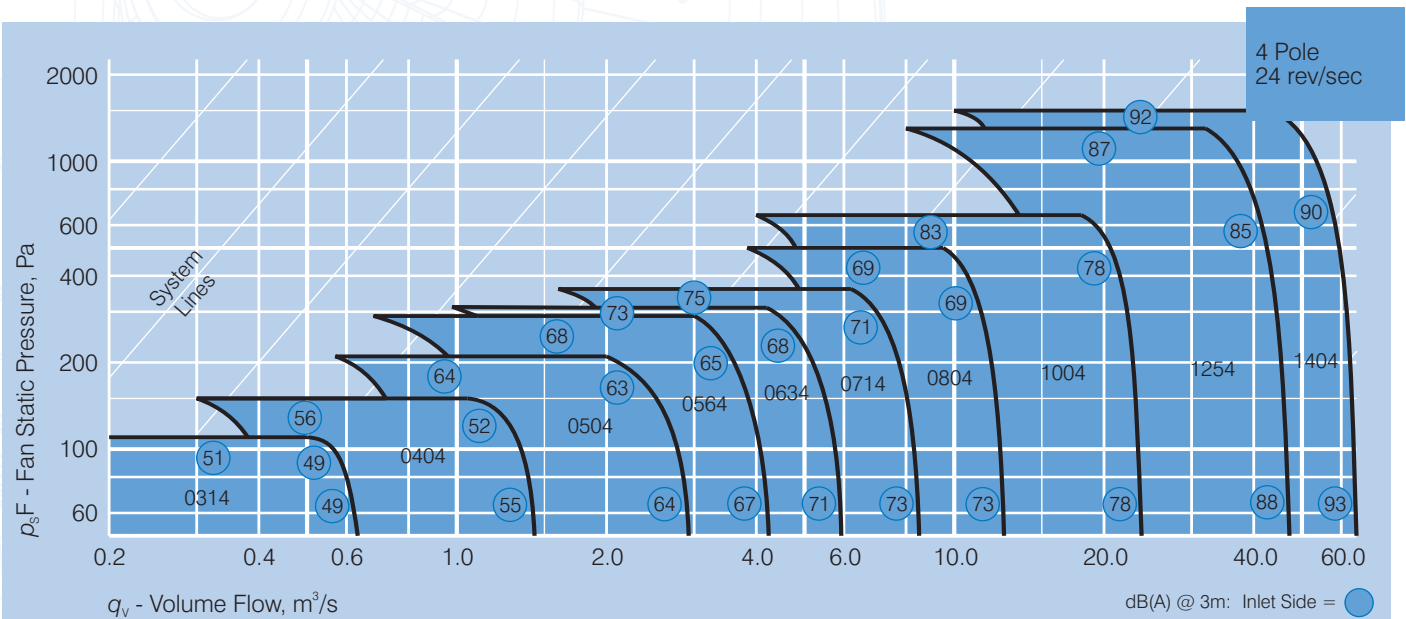
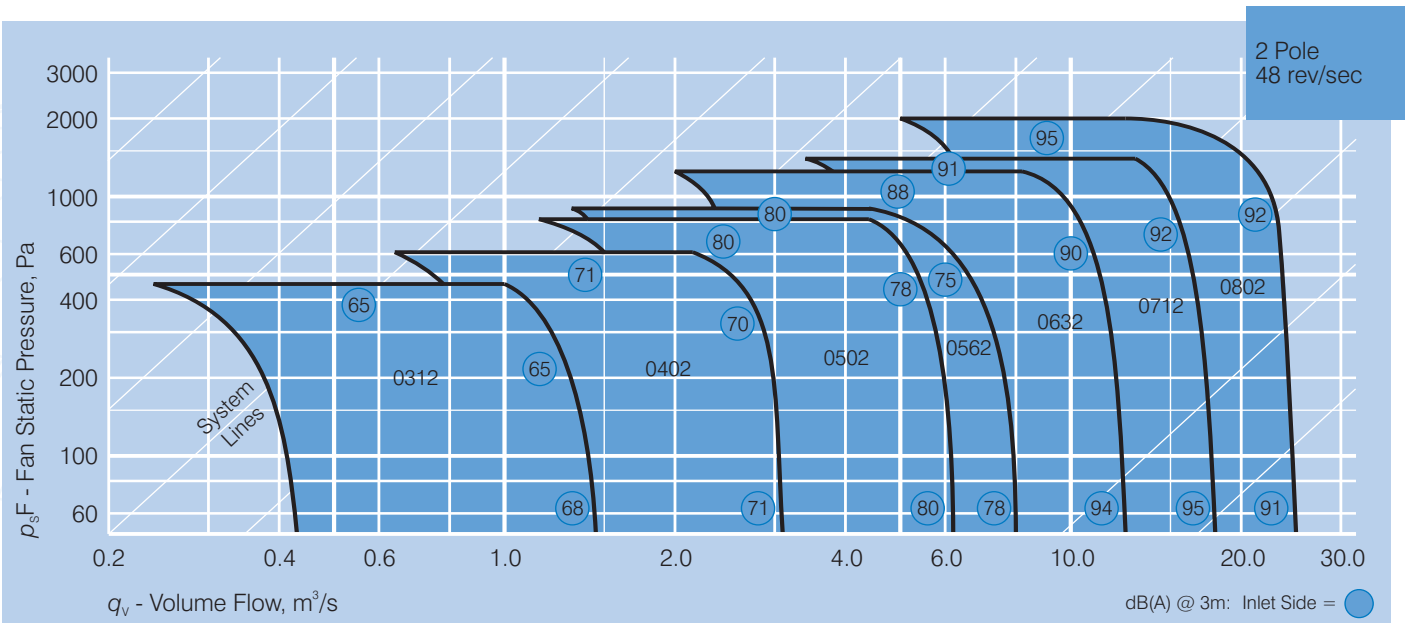
- AP - direct-driven; 315 to 2000mm diameter
- APV - direct-driven; 315 to 2000mm diameter
- APS - direct-driven; 315 to 2000mm diameter
- APB - belt driven; 315 to 2000mm diameter
- BFA - bifurcated; 400 to 1250mm diameter

## SUGGESTED SPECIFICATION

The axial flow fans shall be of the AP/APV/APS/APB/BFA series as designed and manufactured by Fantech Pty Ltd. and be of the model numbers shown on the schedule/drawings.

Fan casings shall be of hot-dip galvanised steel or pre-galvanised steel. Impellers shall be of GRP (unless nominated otherwise), adjustable pitch and aerofoil section.

All models shall be fully tested for air flow to BS848:Part 1, 1980 or ISO5801:1997 and noise to BS848:Part 2, 1985.



# AXIAL FLOW FANS QUICK SELECTION GRAPHS

